



# SNAPSHOT

FOR STUDENT SUCCESS

**SPRING  
2018**

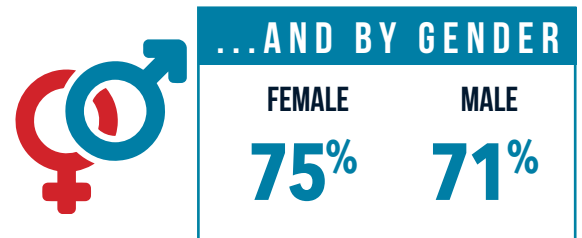
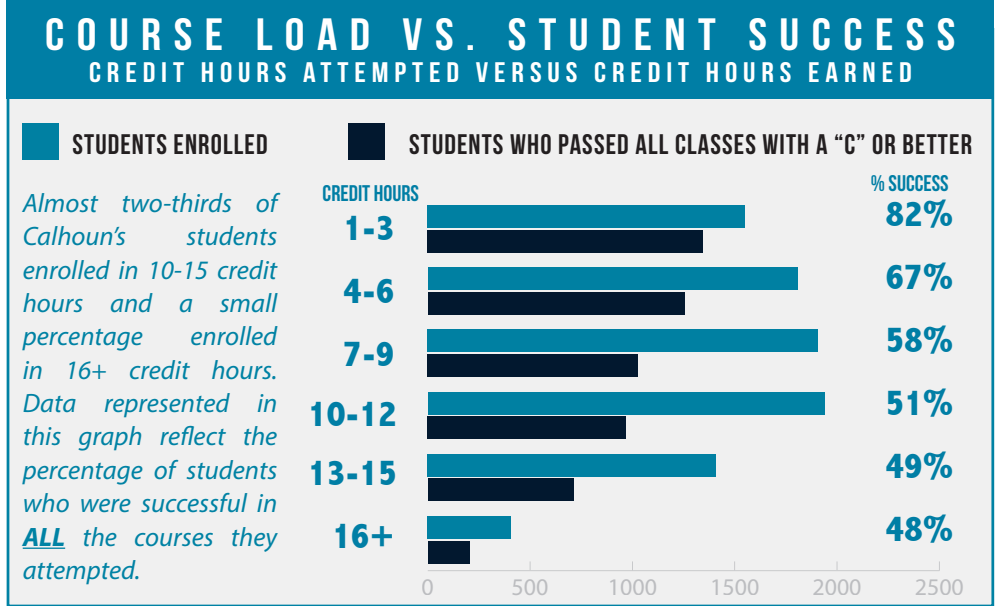
THE OFFICE OF PLANNING, RESEARCH, AND GRANTS

National data indicate nearly one-half of all students seeking higher education choose a community college. Calhoun students have a wide range of academic goals – graduate, transfer or obtain sufficient skills to find a job. The *Snapshot for Student Success* is designed to provide meaningful data on students' performance during the semester. In this publication, success is defined as a grade of A, B, or C.

## ENROLLMENT

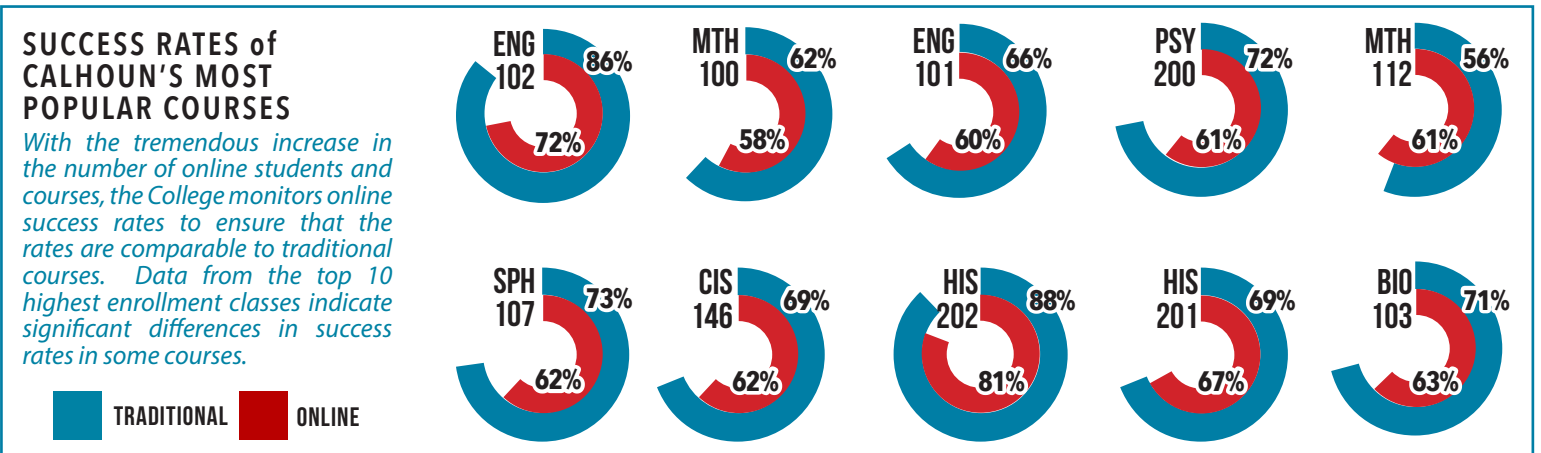
# 9,017

Returning	<b>6,633</b>
First-Time Freshmen	<b>531</b>
Transfer	<b>518</b>
Dual Enrollment/Accelerated	<b>1,087</b>
Visiting/Transient	<b>248</b>


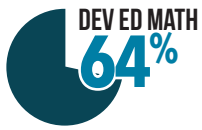


## ONLINE LEARNING

Nearly half (**49%**) of our students were enrolled in at least one online course in Spring 2018.



# DEV ED SUCCESS RATES




In Spring 2018, **405 students** were enrolled in Developmental Math and/or English.

# STUDENT AND COURSE WITHDRAWALS

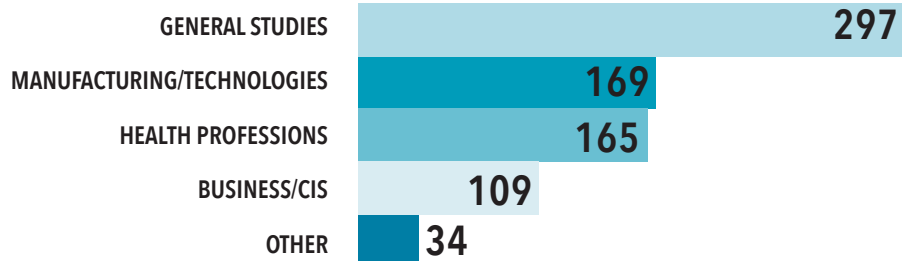
College data indicate **39 students** had totally withdrawn within the first two weeks of **Spring Semester, 2018**. By the last day to withdraw (**4/9/2018**) the number grew to **507** totally withdrawn students.

**1,161 students**  
completed the semester  
with **ZERO** credits.



## SPRING '18 GRADUATES

A total of **632** students received certificates and/or degrees in Spring Semester, 2018. The Associate of Science Degree in General Studies was the most popular degree awarded at **297**.



If you would like more information about this and other institutional data, please contact Dr. Debi Hendershot, Dean for Planning, Research & Grants (256) 306-2581 or [debi.hendershot@calhoun.edu](mailto:debi.hendershot@calhoun.edu)